


PO Box 518  
620 Applegate St.  
Philomath OR 97370



SEA-BIRD  
SCIENTIFIC

(541) 929-5650  
Fax (541) 929-5277  
www.seabird.com

## ECO Calibration and Repairs

**Diagnosis:** Evaluated instrument BBFL2SSC-1576 and found no problems.

**Repairs and Modifications:** Standard service performed. No changes to instrument so post-cruise calibration is final calibration.

**Comments:** New Device file and characterization sheets included.

### ECO Standard Service:

The instrument bulkhead connector, pressure housing and window\optics are inspected for damage. Instrument is checked to determine proper functionality. Incoming settings and memory are collected if incoming condition allows.

If applicable, a pre-service characterization is performed. Data is analyzed and Instrument is rescaled.


The head is inspected for cracks in detector and motor bores. Shaft, shaft seal, faceplate, and wiper are replaced (if equipped). Noise, stability, and live pressure test performed.

Final calibration and characterization is completed. Including calibration of thermistor and pressure sensor, if equipped. A device file, repair sheet, and new characterization sheets are provided to customer via hard copy and CD.

arrived @ pie  
5/18/2020.



PO Box 518  
620 Applegate St.  
Philomath, OR 97370



(541) 929-5650  
Fax (541) 929-5277  
[www.wetlabs.com](http://www.wetlabs.com)

## ECO Chlorophyll Fluorometer Characterization Sheet

Date: 4/29/2020

S/N: BBFL2SSC-1576

Chlorophyll concentration expressed in  $\mu\text{g/l}$  can be derived using the equation:

$$\text{CHL } (\mu\text{g/l}) = \text{Scale Factor} * (\text{Output} - \text{Dark counts})$$

**Dark counts**  
**Scale Factor (SF)**  
**Maximum Output**  
**Resolution**

**Digital**  
49 counts  
0.0121  $\mu\text{g/l/count}$   
4130 counts  
1.2 counts

Ambient temperature during characterization

22.3 °C

**Dark Counts:** Signal output of the meter in clean water with black tape over detector.

**SF:** Determined using the following equation:  $\text{SF} = x + (\text{output} - \text{dark counts})$ , where x is the concentration of the solution used during instrument characterization. SF is used to derive instrument output concentration from the raw signal output of the fluorometer.


**Maximum Output:** Maximum signal output the fluorometer is capable of.

**Resolution:** Standard deviation of 1 minute of collected data.

The relationship between fluorescence and chlorophyll-a concentrations in-situ is highly variable. The scale factor listed on this document was determined using a mono-culture of phytoplankton (*Thalassiosira weissflogii*). The population was assumed to be reasonably healthy and the concentration was determined by using the absorption method. To accurately determine chlorophyll concentration using a fluorometer, you must perform secondary measurements on the populations of interest. This is typically done using extraction-based measurement techniques on discrete samples. For additional information on determining chlorophyll concentration see "Standard Methods for the Examination of Water and Wastewater" part 10200 H, published jointly by the American Public Health Association, American Water Works Association, and the Water Environment Federation.



PO Box 518  
620 Applegate St.  
Philomath, OR 97370



(541) 929-5650  
Fax (541) 929-5277  
[www.wetlabs.com](http://www.wetlabs.com)

## Scattering Meter Calibration Sheet

4/29/2020  
Wavelength: 650

S/N BBFL2SSC-1576

Use the following equation to obtain "scaled" output values:

$$\beta(\theta_c) \text{ m}^{-1} \text{ sr}^{-1} = \text{Scale Factor} \times (\text{Output} - \text{Dark Counts})$$

• Scale Factor for 650 nm	=	3.906E-06 (m <sup>-1</sup> sr <sup>-1</sup> )/counts
• Output	=	meter reading counts
• Dark Counts	=	45 counts
Instrument Resolution	=	1.3 counts 5.13E-06 (m <sup>-1</sup> sr <sup>-1</sup> )

### Definitions:

- **Scale Factor:** Calibration scale factor,  $\beta(\theta_c)/\text{counts}$ . Refer to User's Guide for derivation.
- **Output:** Measured signal output of the scattering meter.
- **Dark Counts:** Signal obtained by covering detector with black tape and submersing sensor in water.

Instrument Resolution: Standard deviation of 1 minute of collected data.

arrived @ Phil  
5/18/2020



PO Box 518  
620 Applegate St.  
Philomath, OR 97370



(541) 929-5650  
Fax (541) 929-5277  
[www.wetlabs.com](http://www.wetlabs.com)

## ECO CDOM Fluorometer Characterization Sheet

Date: 4/29/2020

S/N: BBFL2SSC-1576

CDOM concentration expressed in ppb can be derived using the equation:

$$\text{CDOM (ppb)} = \text{Scale Factor} * (\text{Output} - \text{Dark Counts})$$

<b>Dark Counts</b>	<b>Digital</b>
<b>Scale Factor (SF)</b>	49 counts
<b>Maximum Output</b>	0.0915 ppb/count
<b>Resolution</b>	4130 counts
	1.0 counts
<b>Ambient temperature during characterization</b>	22.3 °C

**Dark Counts:** Signal output of the meter in clean water with black tape over detector.

**SF:** Determined using the following equation:  $SF = x \div (\text{output} - \text{dark counts})$ , where x is the concentration of the solution used during instrument characterization. SF is used to derive instrument output concentration from the raw signal output of the fluorometer.

**Maximum Output:** Maximum signal output the fluorometer is capable of.

**Resolution:** Standard deviation of 1 minute of collected data.